



**"A FAMILY OF FRIENDS"**

**It's Time to  
Pay Your  
TCI Dues.**

A PUBLICATION OF TETON CLUB INTERNATIONAL

## Hart Ranch International Rally Update

**Inside This  
Issue . . .**

- Hart Ranch Rally Update
- President's Message
- Teton CEO Message
- Financial Statement
- Get Your RV Unstuck
- Ventilate Entertainment Center
- TCI Generosity Helps Bring Christmas to Children
- Old Teton Park Model Found
- Welcome New Members
- All Rally Applications
- **AND MORE . . .**

The opinions expressed in this publication are those of the authors and do not necessarily reflect the viewpoints of Teton Homes, Teton Club International, or any of its officers.

Any technical advice is not intended to substitute for the advice of a professional mechanic or authorized RV service technician and TCI accepts no liability.

The newsletter is published quarterly in February, May, August, and November. Deadline for articles is the 10<sup>th</sup> of the month preceding publication. All letters, articles, art, and photographs are subject to editing, alteration, or may be condensed.

Please mail or email all articles to:

George Hooper, TCI Editor  
185 Citrus ridge Dr.  
Davenport, FL 33837  
Email: [geoandkay@macfl.com](mailto:geoandkay@macfl.com)  
Phone: (407)340-2597

**J**ust a short note to all Tetoners that the plans for Rapid City 2008 are moving along well and things are pretty well set.

Also, when filling out your applications please state year and model - i.e. Frontier, Liberty, Casper, etc. This will give the Teton factory workers a heads up on what parts to bring for the various model years. Thanks. The sites will all accommodate Tetoners. All are 50 amp full hookups.

We have about 18 reservations for Hart Ranch to date.

We will have more specific updates in the May newsletter.

Looking forward to seeing everyone in Rapid City in September.

Safe travels to all of our Teton family.

**RICK AND CAROL MCHUGH #401**



*Rick McHugh, TCI Rallymaster*



*This year's rally will be held at the beautiful Hart Ranch Membership Campground near Rapid City, South Dakota. This is a view of the clubhouse.*

## President's Message

**B**urr! Here we are again dealing with winter's cold weather. For many of you who live in the Northern third of the country, I imagine your Teton is tucked away for the season, or perhaps even buried under the snow.

Down here in Central Florida, we're at our winter campsite dealing with a different kind of cold—more like, cover the flowers cold, or put on a jacket cold. But hey—one of the best things about our Teton RVs is that they have wheels! So come on down to the sunbelt and join all the Tetoners who stay here in Florida, or those who prefer Arizona or Texas—That's what this RV flexibility is all about.

Regardless of whether you are spending your short winter days in the snow belt or the sun belt, this is the ideal time to start planning for your next RVing adventures this spring. As you do your planning, don't forget to include at least one regional rally—possibly even two, or more.

This year, the Southeast Region rally will explore Corpus Christi and Padre Island, Texas, late April into May. The Northeast Region will visit the huge U.S. Air force Museum and many other activities near Springfield, Ohio this May.

Out west, you can go to the beach with the Southwest Region ralliers at Pismo Beach, California, late April into May. Then plan for Marti Gras in June at the Northwest Region rally in Toppenish, Washington, this June.

I'm sure that those who have already attended a regional rally will agree that they are lots of fun, and are a great way for new club members to get to know others in a smaller, more intimate setting. Many of our veteran club members enjoy these rallies so much, they caravan in groups from one to another—talk about a long party! Actually, if you manage to attend three Teton rallies in a year, you become an official "TCI Rally Rat"—And that's a good thing!

While you are doing your summer and fall planning, don't forget to include our national rally—this year in South Dakota. National rallies are great fun—almost like a regional rally in steroids! Rick and Carol McHugh have picked a great location for us at Hart Ranch, and will be sure to show us a good time.

I guess it's no secret that George and I are TCI club "groupies," that we are proud of the club—actually of its members. Time and again, we have seen club members pull together, like family, to help other members dealing accidents, illness and death. Another example for all of us to be proud is included in this issue. Specifically, the reprint of an article about our club, published in "The Bugle," Renfro Valley's newspaper. It describes our help in bringing a happy Christmas to poor Appalachian children.

**KAY HOOPER, #454, TCI PRESIDENT**



*Kay Hooper, President*

## A Message From Chris

**H**i, I hope all of you had an enjoyable holiday season and are off to a great start in the New Year.

At Teton, we have much to look forward to in 2008:

- Our new lighter weight product line, the Prestige, was well received by dealers who attended the wholesale RV show in Louisville, Kentucky this past November. There are several dealers who want to carry this new product, which will only help to expand Teton's already strong brand image.
- For the Experience and Royal product lines, we've taken the feedback from those of you who attended the rally at Renfro Valley last September and included these recommendations in our product plans for this year.
- In recent months we've received several compliments from dealers and customers regarding the attention to "fit and finish" and the overall quality of our products. While we are proud of our reputation for quality, we continue to pursue several initiatives to enhance our quality through improved materials, assembly techniques and design.
- Providing a high level of customer service remains a number one priority for us. While there are several improvements underway to enhance the experience for those of you who plan to bring your coaches to Casper for service, we are also looking to improve remote service too. We will be implementing a service training program for our dealers and also looking at alternative avenues for Teton certified remote service. Included in our owner's manuals and our customer education process will be "easy to understand" information on operating the electronic video equipment in your fifth wheels.
- The Teton web-site will soon undergo a significant upgrade, including new product images and a frequently requested dealer locator feature.

That's it for this quarter and I hope to see all of you at the regional rallies this spring.

**CHRIS BRAUN, CEO – TETON HOMES**



*Chris Braun, Teton's CEO*



# Thank You!

To the more than 60 club members who contributed to our TCI, "*Family of Friends*" newsletter in 2007—a BIG thank you!



Your notes, articles, and photographs make the newsletter what it is – a reflection of your active RV lifestyles, your willingness to share ideas, and above all, our desire to meet socially at luncheons, dinners, and rallies.

Make a New Year's resolution to contribute to your newsletter this year. Your Teton friends really do want to hear from you.

**GEORGE HOOPER, EDITOR**

**THANKS TO . . . :**

Mike & Mary Anderson #1230  
 Peter Bennett #1095  
 Joe and Darlene Betz #130  
 Gary & Mary Bohnic #1475  
 Chris Braun, Teton CEO  
 Mark Bryer #1311  
 Bill Cavanaugh #91  
 Brent & Shirley Cronebach #1264  
 Jacquita Davis #831  
 Dick and Kathy Dickinson #851  
 Patty Doty #1204  
 Sharon Ess #900  
 Linda Fearon #1127  
 Peter and Carole Gilfedder #64  
 David & Judy Godwin #835  
 Grace Gotimer #347  
 Sharon Grooms #1213  
 Larry Hall #912  
 Jack & Evelyn Hatheway #1066  
 Jeff Hoffman, Teton Eastern Rep.  
 George and Kay Hooper #454  
 Ed and Linda Ingram #1170  
 Nick Keller #0 (Teton Homes)  
 Gene Lavielle #1389  
 Gary Lonstein #975  
 Bob & Gail Martelle #1323  
 John Martin #949  
 Rita McGuffin #99  
 Phil & Ann McMullin #583  
 Rick & Carol McHugh #401  
 Flo and Norm Nordin #77  
 Rosalyn Palmer #742  
 Don & Olivia Peachey #476  
 Bill & Valerie Propert #1460  
 Fred & Donna Riedel #830  
 John and Margaret Serafin #1116  
 Allen & Julie Terrell #1457  
 Roland & Barbara Terrell #759  
 Linda Tinney #685  
 Jerry & Ruth Yoesting #1376  
 Tim & Mary Walker #1393  
 Jeanie Wilby #1450  
 Ann Wilson #996

## Teton Club International 2007 Financial Report

### DUES ACCOUNT

Dues Account Income (as of 12/31/07)	10,020.00
Expenses to Date (as of 12/31/07)	<u>-336.85</u>
<b>Dues Account Balance</b> (as of 12/31/07)	<b>\$11,169.96</b>

### 2008 RALLY ACCOUNT

Rally Account Income (as of 12/31/07)	6,412.00
Expenses to Date (as of 12/31/07)	<u>.00</u>
<b>Rally Account Balance</b> (as of 12/31/07)	<b>\$6,412.00</b>

**CLUB ACCOUNT BALANCE** (12/31/07) **\$17,581.96**

**BANK BALANCE** (12/31/07) **\$17,581.96**

Note: The 2007 rally had a balance of \$882.70 after the refunds were dispersed. That balance was transferred to the dues account.

Respectfully Submitted, Carole, Gilfedder, Secretary/Treasurer



### Newsletter Editor Needed

As I mentioned in the last issue of the newsletter, this will be my last year as newsletter editor. We need someone to step forward to take over this task.


Being newsletter editor is a great way to get involved with your club—to give back to such a fun group. It's not too difficult, if you know how to use a word processing program. We use a printing/ mailing company, so there's no hassle hunting for a printer, or printing and pasting mailing labels. It's a job that can be done by "full-timer" or recreational RVers alike.

If you are interested in learning more, call or email me and I will try to answer any questions.

**GEORGE HOOPER, EDITOR**

# Get Your RV Unstuck –

It's only a matter of time until you and your Teton get stuck. It could be in a campground, out "boon docking," or even in a friend's front yard. Ideally, the best tool for getting unstuck is a towing service card, complete with phone number. Unfortunately, there are various reasons why this option is not available, or is not chosen by the stuck RVer. For cases like this, I always carry a folding military-type spade, and a heavy duty tow strap. Here are some suggestions adapted from the professionals, and "off-roaders."



hitching to the trailer.

8. Use all the resources at your disposal. These include all areas behind or in front of the wheels that are firm (push the vehicle in that direction), a slight slope (gravity can be a major ally). Sometimes pulling out backwards is better than trying to continue forward.
9. Look out for things that will hinder progress. These include a slight slope (gravity can also be an enemy), front and rear wheels dropping into a ditch simultaneously (arrange things so that wheels drop alternately).

## Rules for Vehicle Recovery

1. Stop spinning your wheels the moment it appears you are stuck. Trying too hard only makes things more difficult. Every unnecessary rotation of the wheels digs the vehicle in deeper.
2. Establish if any part of the vehicle or trailer's weight (if connected) is resting on anything other than the wheels. If so jack up the vehicle or trailer and correct this first.
3. Take a close look at all drive wheels and establish which one is halting progress. Work on this wheel first.
4. Take a second look at each wheel. Any other wheels that do not have a clear path ahead of them must be worked on next.
5. Do not be tempted to try to drive out after a half-hearted attempt to de-bog the tow vehicle. Failure means that all the work done the first time will have to be redone.
6. If forward motion is not successful. try gently rocking the truck forward and backward.
7. If you are seriously bogged down, it may be necessary to unhook the trailer, pull out the truck, then repair the surface or use "sand ladders," stone, etc. before re-

10. Never use a tow ball with a winch or snatch strap. Should it break it will become a lethal missile.
11. Always lay a jacket, burlap bag, carpet, or other suitable material over a chain, winch cable or kinetic strap to minimize damage and dampen "fly-back" if the tow line breaks.

## Using a Spade

If you are bogged down, and at least one tire is in a rut or hole, you will probably have to dig yourself out. Off road clubs claim that 90% of all recoveries need some digging and clearing of the path in front of the drive tires. In many cases, a little digging is all that is needed. I carry a three-fold, military shovel. It takes up very little room and works great. It can even be set up in a "hoe" mode for chopping.

## Using a Kinetic Strap

Sometimes known as a "Tuggum" or "Snatch Strap," kinetic straps stretch as the tow vehicle moves forward to pull out the bogged down vehicle. These straps are dangerous, but highly effective. If you or a friend uses one of these to pull out a stuck rig, always stay out of the "line of fire" in case the highly stretched strap should break.


# Rules for Vehicle Recovery

## Important Rules for using Kinetic Straps:

1. Do not use the snatch strap if the vehicle is badly bogged i.e. with its weight resting on its chassis. Use a jack and spade to put the weight back onto the wheels first.
2. The pulling vehicle must be similar in size and weight to the vehicle being pulled.
3. The pulling vehicle must run in a straight line. Do not attempt to pull at an angle of more than 10°.
4. Use bow-shackles to attach the snatch strap to the vehicles.
5. Always use safety loops on both ends.
6. Do not compromise on the security of attachment points. Use tow "eyes" or hooks if the vehicle is fitted with them.
7. Attach the kinetic strap to the front or back of the bogged vehicle. Consider first which will be the most effortless direction of travel.

## Recovery Procedures

1. Maneuver the recovery vehicle to the bogged vehicle and stop at a point no less than half the total length of the snatch strap.



2. Attach the snatch strap to the bogged vehicle, making sure that there are no knots in the strap.
3. Lay a blanket over the strap or attach a safety line (ski rope is ideal). In the case of the strap breaking the weight of the blanket will rapidly absorb the energy of the broken strap.
4. With a go-ahead signal from the driver of the bogged vehicle, the recovery vehicle moves off at normal take-off speed in first gear. Accelerate very gently and keep the speed constant. As the pull of the rope is felt, try to maintain a constant speed and continue to accelerate very gently – it is not engine power and torque that are doing the work, but the vehicle's momentum and energy transferred through the elasticity of the strap.



*A snatch strap is a handy emergency item to carry in your RV or truck. I purchased mine at Western Sling Co. on Skyview Drive (just off the Old Salt Creek Hwy.) in Casper, WY.*

Having the towing vehicle move off with excessive speed does not increase the pulling force. However, doubling the length of the strap together with a higher speed does have the desired result. To do this a joint must be made linking the two straps. **UNDER NO CIRCUMSTANCES** join two straps together with shackles or chain. Should one strap break the shackles or chain become a deadly missile.

Never have a light vehicle try to 'snatch' a heavy vehicle that is deeply bogged. It may recoil and hit the bogged vehicle.

Never have a heavy vehicle try to 'snatch' a light vehicle that is deeply bogged. It could tear the small vehicle apart. When "off-roaders" get together, there is no shortage of stories about axles and frames being torn apart during recovery. Even if you are stuck and choose to call for a heavy-duty wrecker, don't let them pull you out of a deeply bogged (down to the axle) mess, without doing some digging first.

One Final Thought—The best way to getting unstuck, is to not get into the situation in the first place. Trust your gut—if you have a bad feeling about driving or camping in a suspicious area, don't do it. Ask for another campsite, take another route, park down hill, or do what it takes to prevent a likely "getting stuck" situation.

**GEORGE HOOPER #454**



*A folding military style shovel should be part of every RVers list of must carry items. It takes up very little room.*

# Ventilate Your Entertainment Center

*This is a follow-up to the "Heat in Entertainment Cabinet" tech tip in the May, 2007 issue.*

**W**e had a similar heat problem with the RCA Home Theater compartment in our 2007 Frontier. With the previous article in mind, we removed our door's glass and then carefully removed the decorative lead trim from it. We used a slender knife so as not to bend or break the lead. We then put the lead piece back in the opening and hot glued it in place. Next, we cut a square of plastic screen larger than the opening and hot glued it to the inside of the door. If the stapler had been handy we might have stapled it in place instead.

This turned out so well we looked for other uses for the left over screen. We soon discovered we could just install screen over the backs of the other glass doors in the living room so they would match the first door. The bonus was that black screen lessened the visibility of the cabinets' contents. Some of you may have decorator items behind those glass doors, but we use them for storage that tends to be unsightly.

As far as the type of screen to use, Home Depot has several different options. We selected a heavy duty screen door replacement plastic promoted for use in homes with dogs. It was more expensive than regular screen door screen, but it was also a heavier gauge and superior in design.

If you try this, don't use electrician's tape to hold down the screen or cover up staples. While it's black and will match, it doesn't stick very well to plastic. (The interior decorator in the family thought it was a good idea, but the electrician in the family knew better.)



*This is a front view of the entertainment center cabinet with the screening in place.*



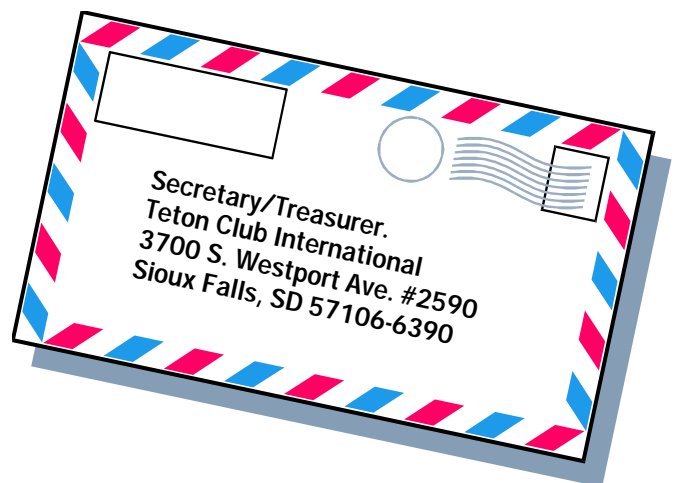
*A view of the same cabinet with the door open.*

**BOB AND MARY HALLEY #1491**

## TCI Club Has New Address . . .

**R**emember, our club now has a new permanent club mailing address. Please use this address for all written correspondence to the club's secretary/treasurer.

If you still have any "Welcome New Member" application forms, please change the address to the one at the right before you give it to prospective new member..



# TCl Generosity Helps Bring Christmas to Children

At our last TCl Rally in Renfro Valley, Kentucky, our designated charity was the area's, "Tree of Love" program. The generosity of our members surprised those running the program. Below is a reprint from the November issue of the Renfro Valley Bugle newspaper describing the success of the program, and our club's generous help.

Everyone knows that Christmas just wouldn't be Christmas without kids. For many years, Renfro Valley founder, John Lair, gave Christmas parties in the Old Barn for children that otherwise may not have received anything for Christmas. Today, Renfro Valley continues that tradition with the Tree Of Love.



The Tree of Love's purpose is to give underprivileged children a memorable Christmas and furnish them with much needed items. Local organizations provide Renfro Valley with names of less-fortunate children in the area. Special Events Manager, Sharon Stevens, coordinates this list and places a paper ornament on the Tree representing each child.

During Christmas In The Valley, folks can stop by the Tree Of Love (located this year in the lobby of the New Barn) and see the children's names, ages on the ornaments and make a donation. Actually, donations for the Tree Of Love come in all year in several ways. For instance, donations made to the Renfro Valley Shuttle go to the Tree of Love and folks fill piggy banks located throughout the property. In fact, every time you hear the church bell ring in Renfro Village, a needy child will receive a Christmas gift due to a donation made in our Freedom Church. The Special Events staff uses these donations to shop for each individual child. Each gift is wrapped and delivered to the local organization that

with the names and they see that the children receive them in time for Christmas. Sharon Stevens said, "There is nothing more rewarding in my job than being able to shop for 50 or more children during Christmas. I am thankful for the generosity of our guests and employees as they reach out to community children."

This year the Tree Of Love was thrilled to be chosen as the annual charity of Teton Club International. TCl is a group of RVers with members from all the United States and Canada. Because of its newly expanded RV Park, Renfro Valley hosted an international RV Rally for the very first time.

TCl chose Renfro Valley this year as the site for their 18th Annual Rally. There were 77 fifth wheel RVs, with 166 TCl members camped in Renfro Valley the week of September 17 through the 24. The RV club had a full schedule including shows and meals in the Valley, as well as the surrounding community.

When members of TCl heard about our Tree Of Love, it stole their hearts to learn that many children ask only for socks, underwear, just basic things, not just toys. The Club's generosity overflowed. In addition to the \$1573.00 raised by Teton Club International, the Tree Of Love was also flooded with clothing, toys, games and other items for the children. Due to their immense support and kindness, Renfro Valley will be able to double the number of children the Tree Of Love sponsors at Christmastime.

Renfro Valley sales representative, Donna Harley, coordinated the TCl Club reservations and was overcome by emotion during the closing night ceremony as she told the crowd they definitely "made their mark" on Renfro Valley. Never had she experienced such compassion and generosity. Donna told the group, "please know that the welcome mat is always out at Renfro Valley for members of TCl—any time of the year."




## Another Old Teton "Park Model" Found – Still In Good Shape!



*I took these near the Crescent Bar Thousand Trails Resort on the Columbia River near Wenatchee, WA. Units were placed in such close proximity, that I couldn't get a picture of the complete unit. One could tell easily that they had been in position many years. Eddie Ezell #932.*

## Teton Construction –Why We Stay Warm in the Winter.



*Teton vacubonded sidewalls are lighter and stronger than walls with "hand laid-up" exterior glass, and feature an overall insulating value of R10*



*Teton's T-joist roof system is one of the lightest, strongest and best insulated in the industry with a composite R value of 25*



# 2008 Teton Club Rally

**HART RANCH-RAPID CITY, SD**  
**19TH ANNUAL TETON CLUB INTERNATIONAL RALLY**  
**September 21 – 28, 2008**

Join us for a week of fun, western cooking, sight-seeing, and great friends in the famous Black Hills of South Dakota where Buffalo still roam and Jackalope run free.



**Early Arrivals/Late Stays** –Contact Hart Ranch Resort directly (800) 605-4278, using C2C, RPI, Thousand Trails, Hart Ranch Membership, or rally rate of \$21/night on space available basis.

**Questions – Contact:**  
Rick McHugh, Rally Master  
Carick@pocketmail.com  
(518) 469-4774

**Directions:** From I-90W, take exit 57. Follow Rt. 16 towards Mt. Rushmore, Turn L. just after Reptile Gardens. Turn L at Spring Creek Rd. & Follow signs. From I-90E, take exit 60 to Rt. 79S, Turn R at Spring Creek Rd.

## Highlights

- Breakfast and Bus Tour of Black Hills
- Chuck Wagon Dinner & Show
- Visit Reptile Gardens
- Tour Tatanka & Deadwood
- Buffalo Dinner
- 7 Nights full-Hookup, 50 Amps & Cable
- RV Seminars
- Teton Courtesy Service

**REGISTRATION DEADLINE: AUGUST 15, 2008 — LIMITED TO 120 RIGS**

NAME: LAST \_\_\_\_\_ FIRST \_\_\_\_\_ SPOUSE/COMPANION \_\_\_\_\_

ADDRESS \_\_\_\_\_ E-MAIL ADDRESS \_\_\_\_\_

CITY \_\_\_\_\_ STATE \_\_\_\_\_ ZIP \_\_\_\_\_ TCI # \_\_\_\_\_ TRAILER LENGTH \_\_\_\_\_

YEAR OF TETON \_\_\_\_\_ MODEL \_\_\_\_\_ ARE YOU TOWING ANOTHER VEHICLE? \_\_\_\_\_

NUMBER OF ADULTS \_\_\_\_\_ NUMBER OF GUESTS \_\_\_\_\_ PHONE \_\_\_\_\_

THIS RALLY WILL BE THE (ENTER NUMBER) \_\_\_\_\_ **INTERNATIONAL** RALLY WE HAVE ATTENDED. ***If is your first TCI rally, you probably need club rally badges. If you do, attach a note showing names as you would like them to appear on each badge. Include the state you want on your badge If we have enough lead-time, you will receive your free badge(s) when you arrive at the rally.***

DO YOU REQUIRE ANYTHING SPECIAL DUE TO HEALTH OR OTHER CONCERNS? \_\_\_\_\_

**COST: \$550 PER RIG (2 PEOPLE) \$206 EXTRA PERSON \$365 PER RIG WITH 1 PERSON AMOUNT ENCLOSED: \_\_\_\_\_**

**NOTES:** –Make out your check to TCI Club (U.S. Funds). – Partial payments accepted as long as final payment is made by deadline date. – Hart Ranch elevation is 3428ft., GPS Coord. 43:57:505N, 103:13:061W.

## ALL PARTICIPANTS MUST SIGN THE FOLLOWING:

The undersigned hereby releases and agrees to indemnify and hold harmless Teton Club International Club officers of any and all liabilities, claims, losses, damages, injuries and reasonable attorney fees which may rise as a result from, or relate to this rally; or the negligence, omissions or lack of care of its officers during the time period specified above. Cancellation in accordance with TCI by-laws.

Signature: \_\_\_\_\_ Date: \_\_\_\_\_

Signature: \_\_\_\_\_ Date: \_\_\_\_\_

**MAIL TO: Secretary/Treasurer.  
Teton Club International  
3700 S. Westport Ave. #2590  
Sioux Falls, SD 57106-6390**

# Welcome New Members

## NEW MEMBERS

TCI# 1513  
Robert & Deborah Berry  
191 Rainbow Dr. # 9110  
Livingston, TX 77399  
315-271-7048

TCI# 1514  
Phil & Kathy Detweiler  
14634 Broadmoor St. Apt. 15201  
Overland Park, KS 66223-2451  
360-770-5358

TCI# 1515  
David & Diana Doerr  
PO Box 9  
Fredericktown, OH 43109  
740-398-6136

TCI# 1516  
Richard & Anna Doane  
121 South Esser Road  
Boerne, TX 78006  
830-249-9662

TCI# 1518  
Thomas & Joan Marshall  
183 Rainbow Dr. # 8375  
Livingston, TX 77399-1083  
928-897-6562

TCI# 1519  
Kenny & LaWana Bolen  
PO Box 281  
Highlands, TX 77562  
281-610-145

TCI# 1520  
Kenneth & Sally Kapp  
24711 Co. Rd. -Lot H22  
Elberta, AL 36530  
251-504-9088

## CHANGES

TCI# 912  
Larry & Eleanor Hall  
PO Box 20185  
Keizer, OR 97307  
503-930-9656

TCI# 1066  
Jack & Evelyn Hatheway  
PO Box 755  
Naches, WA 98937  
509-480-2888

TCI# 1082  
Holly & Daisy Gleaves  
801 E. 4th Street #22-5207  
Gillette, WY 82716  
208-660-7170  
TCI# 1213

Sharon Grooms & LaVerne Thomas  
362 S Meyers St  
Burbank, CA 91506  
818-843-7379

TCI# 1226  
Greg & Jen Sime  
115 SW Spruce St.  
Yamhill, OR 97148  
503-662-4732

TCI# 1239  
Donald & Frances Hankel  
3700 S. Westport Ave. #1915  
Sioux Falls, SD 57106-6360  
480-288-869

TCI# 1397  
Steve & Jo Dobbs  
246 Rainbow Dr., #14670  
Livingston, TX 77399  
502-475-3312


TCI# 1486  
Chuck & Valerie Shoot  
226 Laurelwood Cir  
Manteca, CA 95336  
209-815-3956  
TCI# 1507

Lloyd & Karen Knox  
343 Henry St.  
Estevan, SK S4A2B9  
306-636-203



## Yup! It's That Time Again

It's time to send in your 2008 TCI dues  
— See page 15 for forms—



Continue to be a member of our "Family of Friends" where you will enjoy:

- Camaraderie with other Teton owners.
- Friends who love RVing.
- Fun times with your Teton friends.
- Four informative newsletters a year.
- Teton Club Website
- Our TCI International rally
- Four regional rallies
- Eligibility to join any or all four regional clubs.

*Members who joined the club or paid their 2008 dues at (or since) the Renfro International rally in September, please disregard this notice.*

# Ne Regional News



## 2008 16th Northeast Regional Teton Rally

**Tomorrow's Stars Resort Springfield, Ohio**  
 May 5 to 10, 2008  
*(Intersection of I-70 & US 40, Exit 62)*

### RALLY INCLUDES:

- ◆ 5 Nights camping full hook-ups
- ◆ National Museum of the USAF (more than 300 aircraft and missiles). IMAX Theatre
- ◆ Breakfasts Wednesday through Saturday. Brunch Tuesday. Several lunches. Evening meals Monday, Tuesday, Thursday and Friday)
- ◆ Simply Wonderful Day—Women only (Incl. Box lunch, spa facilities, & choice of pedicure or 1/2 hr massage). Set up appointments beginning at 8:00 a.m.
- ◆ Mexican night with Mariachi Band
- ◆ Tentative air Force Band for evening performance (Have applied for)
- ◆ Ohio Caverns
- ◆ Teton East Coast Reps with display and possible seminar
- ◆ Young's Jersey Dairy, with dinner with ice cream (This is the most visited attraction in Ohio)
- ◆ Sportchassis display and mini seminar.

**FREE TIME EXPLORATION**  
 Springfield Antiques Mall, Johnsons Lampshop, Golf, Wright Brothers Museum, Old Clifton Mill, King's Island Amusement Park, Piatt Castles, C.J. Brown Reservoir, shopping.

NAME: Last \_\_\_\_\_ First \_\_\_\_\_ Spouse /Companion \_\_\_\_\_  
 Address \_\_\_\_\_ Email \_\_\_\_\_  
 City \_\_\_\_\_ State \_\_\_\_\_ ZIP \_\_\_\_\_ TCI Number \_\_\_\_\_  
 Number of Adults \_\_\_\_\_ Guests \_\_\_\_\_ Telephone \_\_\_\_\_  
 Length of Truck: \_\_\_\_\_ Length of Trailer: \_\_\_\_\_  
 Do you require anything special due to health or other concerns? \_\_\_\_\_

**COST: \$450 PER RIG (2 PEOPLE)                      \$295 PER RIG (1 PERSON)                      \$155 EXTRA PERSON (IN YOUR RIG)**

**Amount Enclosed:** \_\_\_\_\_ **Note:** For pre and post rally stay contact campground directly. Ask for \$25 rally rate.

*IF IS YOUR **FIRST** TCI RALLY, you probably need club rally badges. If you do, attach a note showing names as you would like them to appear on each badge. Include the state you want on your badge. If we have enough lead-time, you will receive your free badge(s) when you arrive at the rally.*

**Mail Your Application To:**  
 Gary Lonstein, Treas.  
 1933 Sunflower Circle  
 Sebring, FL 33872

**Make Checks Payable to:**  
 TCI Northeast Region  
 (US Funds Please)

**Questions? Contact: Rally Hosts**  
 Ruth & Jerry Yoesting #1376  
 937-845-3940 (home)  
 937-657-3942 (Jerry) 937-416-1651(Ruth)  
 Jerryrig5er@sbcglobal.net


**ALL PARTICIPANTS MUST SIGN THE FOLLOWING:**

The undersigned hereby releases and agrees to indemnify and hold harmless, Teton Club International and regional officers of any and all liabilities, claims, losses, damages, injuries and reasonable attorney fees which may rise as a result from, or relate to this rally; or the negligence, omissions or lack of care of its officers during the time period specified above. Cancellation in accordance with TCI by-laws.

Signature: \_\_\_\_\_ Date: \_\_\_\_\_  
 Signature: \_\_\_\_\_ Date: \_\_\_\_\_

**Please Respond By March 15, 2008**

# NW Regional News



## Northwest Region Rally

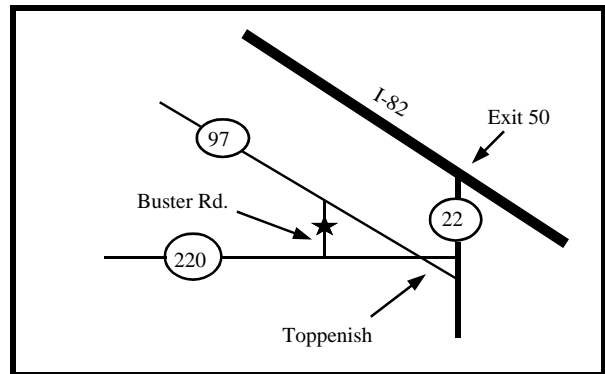
June 15–22, 2008

Yakima Nations Resort RV Park  
Toppenish, WA

*Come Join the Fun for Mardi Gras in June*

### Rally Includes

- ◆ 7 Nights Full Hookup 50 Amps
- ◆ Optional Dinner Cruise on Columbia River (if enough)
- ◆ Fort Simco St Park Heritage Site (With picnic)
- ◆ Yakima Trolley Ride (10 miles round trip)
- ◆ Northern Pacific Railway Museum (small fee)
- ◆ Chili Cook-off
- ◆ Toppenish Murals and Museum
- ◆ Sunday Morning Brunch at Heritage Museum
- ◆ 5 Cont., 2 full breakfasts, 2 lunches, 4 dinners



Yakima Nation Resort RV Park—280 Buster Rd. Toppenish, WA 98948. (509) 865-2000 or (800) 874-3087

NAME: Last \_\_\_\_\_ First \_\_\_\_\_ Spouse /Companion \_\_\_\_\_  
 Address \_\_\_\_\_ Email \_\_\_\_\_  
 City \_\_\_\_\_ State \_\_\_\_\_ ZIP \_\_\_\_\_ TCI Number \_\_\_\_\_  
 Number of Adults \_\_\_\_\_ Guests \_\_\_\_\_ Telephone \_\_\_\_\_  
 Length of Truck: \_\_\_\_\_ Length of Trailer: \_\_\_\_\_  
 Do you require anything special due to health or other concerns? \_\_\_\_\_

COST: \$390 PER RIG (2 PEOPLE)      \$270 PER RIG (1 PERSON)      \$150 EXTRA PERSON (IN YOUR RIG)      AMOUNT ENCLOSED: \_\_\_\_\_.

*IF IS YOUR **FIRST** TCI RALLY, you probably need club rally badges. If you do, attach a note showing names as you would like them to appear on each badge. Include the state you want on your badge. If we have enough lead-time, you will receive your free badge(s) when you arrive at the rally.*

**Mail Your Application To:**

Larry Hall, Treas.  
1183 Rafael St. N.  
Keizer, OR 97303

**Make Checks Payable to:**

TCI Northwest Region  
(US Funds Please)

**Questions? Contact:**

Jack & Evelyn Hatheway #1066  
(509) 480-2888 or (509) 966-1244

ALL PARTICIPANTS MUST SIGN THE FOLLOWING:

The undersigned hereby releases and agrees to indemnify and hold harmless, Teton Club International and regional officers of any and all liabilities, claims, losses, damages, injuries and reasonable attorney fees which may rise as a result from, or relate to this rally; or the negligence, omissions or lack of care of its officers during the time period specified above. Cancellation in accordance with TCI by-laws.

Signature: \_\_\_\_\_ Date: \_\_\_\_\_

Signature: \_\_\_\_\_ Date: \_\_\_\_\_

**Please Respond By May 15, 2008**

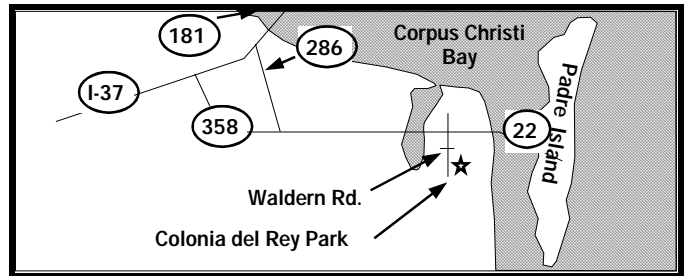
# SE Regional News



**Southeast Region Rally**  
**Colonia del Rey RV Park, 1717 Waldron Rd.**  
**Corpus Christi, TX 78418**  
**(361) 937-2435**  
**April 27–May 2, 2008 (depart)**

Y'ALL COME  
AND ENJOY

- ◆ 5 Nights Camping With Full Hookups & Cable.
- ◆ 4 Cont. Breakfasts & 1 Pancake Breakfast
- ◆ 1 Lunch on the Road
- ◆ 4 Dinners (Pizza, Fish, Hot Wings, End of Rally Dinner)
- ◆ Tour Lexington Aircraft Carrier, Dolphin Tour With Lunch Prior to Departure, Padre Island, Gulf Presentation by Nat. Park Service.
- ◆ Happy Hour Daily for Those Interested



Directions: From jct. I-37 & hwy 358 (Padre Island Drive), SE 15.7 mi. on hwy 358 to Waldron Rd. Exit on Waldern Rd. South. Turn right on Waldern and go 0.8 mi. Park is on left.

NAME: Last \_\_\_\_\_ First \_\_\_\_\_ Spouse /Companion \_\_\_\_\_  
 Address \_\_\_\_\_ Email \_\_\_\_\_  
 City \_\_\_\_\_ State \_\_\_\_\_ ZIP \_\_\_\_\_ TCI Number \_\_\_\_\_  
 Number of Adults \_\_\_\_\_ Guests \_\_\_\_\_ Telephone \_\_\_\_\_  
 Length of Truck: \_\_\_\_\_ Length of Trailer: \_\_\_\_\_  
 Do you require anything special due to health or other concerns? \_\_\_\_\_

**COST: \$455 PER RIG (2 PEOPLE)      \$295 PER RIG (1 PERSON)      \$160 EXTRA PERSON (IN YOUR RIG)**

**Amount Enclosed:** \_\_\_\_\_ **Note:** Up to 5 days pre and post rally costs are \$27.00 a day-rally rate. Contact park directly. Mention SE Region Rally. Parking assignments are by the park as you arrive.

*IF IS YOUR **FIRST** TCI RALLY, you probably need club rally badges. If you do, attach a note showing names as you would like them to appear on each badge. Include the state you want on your badge. If we have enough lead-time, you will receive your free badge(s) when you arrive at the rally.*

**Mail Your Application To:**

Linda Tinney, Sec/Treas.  
80562 Highway 1082  
Bush, LA 70431

**Make Checks Payable to:**

TCI Southeast Region  
(US Funds Please)

**Questions? Contact John Martin**

713-306-0695 or 281-468-7509  
Email: cigarjcmartin@yahoo.com

**ALL PARTICIPANTS MUST SIGN THE FOLLOWING:**


The undersigned hereby releases and agrees to indemnify and hold harmless, Teton Club International and regional officers of any and all liabilities, claims, losses, damages, injuries and reasonable attorney fees which may rise as a result from, or relate to this rally; or the negligence, omissions or lack of care of its officers during the time period specified above. Cancellation in accordance with TCI by-laws.

Signature: \_\_\_\_\_ Date: \_\_\_\_\_  
 Signature: \_\_\_\_\_ Date: \_\_\_\_\_

**Cut off Date March 15, 2008**  
**Max 30 Rigs**



# Regional News



## Teton Southwest Goes to the Beach

Pismo Creek Resort (Private RV Resort)

98 S. Dolliver (Pacific Coast Hwy.)

Pismo Beach, California

April 28–May 3, 2008

### Rally Fee Includes:

- ◆ 6 Nights, full hookups, incl. CATV & WIFI
- ◆ 3 Continental breakfasts, 2 lunches, 3 dinners & 1 potluck
- ◆ Lunch on the beach
- ◆ The Great American Melodrama (and more)

### Not Included in Fee

Carpool for an evening tour of Hearst Castle \$30.00 per person

### Directions:

Coming North 101 take Price Street exit, take 1st left (Ocean View) take left on Dolliver (or PCH) we are 1st RV park across Pismo Creek and are directly across street from 7-11 convenience store, turn left into Park. Coming South 101 take Highway 1 Pismo Beaches exit at stop sign go straight (you will be on Dolliver) until you get to park.

So much to do and so little time. There are many golf courses (9 holes one mile away), fishing off the pier (can rent equipment), walking the beach and beautiful sunsets. The resort is close to prime outlets, Hummer dune tours and the historical village at Arroyo Grande. It's two blocks from downtown Pismo, many restaurants, a farmer's market at San Luis Obispo, and much more.

### MAXIMUM 25 RIGS, OR 20 RIGS AND 5 FURNISHED CABINS (BRING LINENS)

NAME: Last \_\_\_\_\_ First \_\_\_\_\_ Spouse /Companion \_\_\_\_\_

Address \_\_\_\_\_ Email \_\_\_\_\_

City \_\_\_\_\_ State \_\_\_\_\_ ZIP \_\_\_\_\_ TCI Number \_\_\_\_\_

Guest \_\_\_\_\_ Total Number in Party \_\_\_\_\_ Telephone \_\_\_\_\_

Length of Truck: \_\_\_\_\_ Length of Trailer: \_\_\_\_\_

Do you require anything special due to health or other concerns? \_\_\_\_\_

**COST: \$410 PER RIG (2 PEOPLE)      \$300 PER RIG (1 PERSON)      \$570 PER CABIN      GUEST (IN YOUR COACH) \$130**

**HEARST CASTLE OPTION \_\_\_\_\_ AMOUNT ENCLOSED: \_\_\_\_\_.**

*EARLY ARRIVALS OR STAYING LATE—\$28 A NIGHT. CABIN IS \$55 A NIGHT. YOU **MUST** CONTACT GAIL NO LATER THAN FEB 18, 2008*

**IF IS YOUR FIRST TCI RALLY**, you probably need club rally badges. If you do, attach a note showing names as you would like them to appear on each badge. Include the state you want on your badge. If we have enough lead-time, you will receive your free badge(s) when you arrive at the rally.

**Mail Your Application To:**  
Jacquita Davis  
213 Rainbow Dr. #11366  
Livingston, TX 77399-2013

**Make Checks Payable to:**  
TCI Southwest Region  
(US Funds Please)

**For Information Contact:**  
Gail and Bob Martelle #1323  
707-888-1479 or bngmartelle@yahoo.com

### ALL PARTICIPANTS MUST SIGN THE FOLLOWING:

The undersigned hereby releases and agrees to indemnify and hold harmless, Teton Club International and regional officers of any and all liabilities, claims, losses, damages, injuries and reasonable attorney fees which may rise as a result from, or relate to this rally; or the negligence, omissions or lack of care of its officers during the time period specified above. Cancellation in accordance with TCI by-laws.

Signature: \_\_\_\_\_ Date: \_\_\_\_\_

Signature: \_\_\_\_\_ Date: \_\_\_\_\_

**Payment in Full By March. 1, 2008**



## 2008 TCI International Club Dues Form (Due by March 1st, 2008)

LAST NAME \_\_\_\_\_ FIRST \_\_\_\_\_ SPOUSE /COMPANION \_\_\_\_\_

ADDRESS \_\_\_\_\_

CITY \_\_\_\_\_ STATE \_\_\_\_\_ ZIP \_\_\_\_\_

TCI NUMBER \_\_\_\_\_ TELEPHONE \_\_\_\_\_ EMAIL \_\_\_\_\_

TRAILER MODEL, YEAR \_\_\_\_\_ TRUCK MAKE & YEAR \_\_\_\_\_

PLEASE CIRCLE ANY/ALL REGIONAL TCI CLUBS YOU ARE JOINING (or re-joining):    **NE**   **SE**   **NW**   **SW**

MAKE OUT YOUR \$25.00 DUES CHECK TO: TETON CLUB INTERNATIONAL, AND MAIL TO:



Check here if this address is  
different from your mailing label  
or other TCI information and you wish  
to have it changed.

**TCI, Sec./Treas.**  
**3700 S. Westport Ave. #2590**  
**Sioux Falls, SD 57106-6360**

## Regional Club Membership Dues Form 2008

(Must be a member of Teton Club International)

Please fill out the membership dues form below, and send your check for \$10.00 to the treasurer for the region you are joining. Duplicate the form, or include the information below on a sheet of paper, for more than one region.

LAST NAME \_\_\_\_\_ FIRST \_\_\_\_\_ SPOUSE /COMPANION \_\_\_\_\_

ADDRESS \_\_\_\_\_

CITY \_\_\_\_\_ STATE/PROVINCE \_\_\_\_\_ ZIP \_\_\_\_\_

TCI NUMBER \_\_\_\_\_ TELEPHONE \_\_\_\_\_ EMAIL \_\_\_\_\_

TETON MODEL/YEAR \_\_\_\_\_ REGION JOINING \_\_\_\_\_ AMOUNT ENCLOSED \_\_\_\_\_

MAKE CHECK PAYABLE TO: (FILL IN AREA) REGION TCI (Example: Southwest Region TCI)

MAIL TO:

**Northeast Region:**

Gary Lonstein #975  
1933 Sunflower Circle  
Sebring, FL 33872

**Southeast Region:**

Linda Tinney  
80562 Hwy. 1082  
Bush, LA 70431

**Northwest Region:**

Larry Hall  
1183 Rafael St. No.  
Keizer, OR 97303

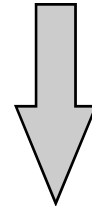
**Southwest Region:**

Jacquita Davis  
213 Rainbow Dr. PMB 11366  
Livingston, TX 77399-2013

# Teton Standards – The Royal and Experience



And Now. . .  
The Lightweight  
Teton Prestige



George Hooper, TCI Editor  
185 Citrus Ridge Dr.  
Davenport, FL 33837

**FIRST CLASS MAIL**